



**AEBCG**

PARTNERING FOR A STRONG  
CALIFORNIA WORKFORCE

**What's in your AEP planning toolbox?  
September 27, 2018**

**ORNIA REPUBLIC**

# Agenda

- Review of Planning Guidance
- Resources / Tools
- Launchboard – what is it?
- Brief Overview
- Planning Road Map
- Training Near You



## Three-Year Plan Approach

### Pre-Planning Assessment

- Evaluation of your consortium capacity, identify your key partners and alignment with other regional planning processes

### Community Needs and Customers

- Understanding the needs of your community, your current customers, and regional labor market opportunities

### Identifying Goals and Strategies

- How and where the consortium will improve programs and services, and the strategies, activities, and expected outputs to get there

### Piloting and Implementation

- How you will pilot new strategies, evaluate them, and scale them for full implementation

# Pre-Planning Assessment

## Goals

- **Identify / evaluate consortium / member capacity**, including current levels and types of education and workforce programs and services for adults in the region, as well as funding available to members for adult education services\*
- **Identify key partners**, including their current levels and types of services and funding\*
- **Identify alignment of adult education services** provided by the consortia with other regional plans and planning processes (e.g., WIOA Titles I and II, Carl Perkins, Strong Workforce, etc.)

## Guiding Questions

- Who provides education and workforce services to adults in our region? What kinds of programs (i.e., levels and types) do they provide?
- What is the capacity of the region to provide these services?
- What kinds of resources are currently being utilized to provide services? What funding is available and is it being leveraged effectively?
- To what extent is your consortium aligned with other regional planning processes? (e.g., WIOA I & II, Carl Perkins, SWP, etc.)





# Community Needs and Customers

## Goals

- **Describe the regional need for adult education and workforce services** as it pertains to (1) your current customers, (2) the regional community, and (3) the regional labor market
- **Define shared and unique customers**, as well as service priorities and communities of need
- **Evaluate the alignment** between needs and levels and types of services available within the region to meet adult education and workforce needs.

## Guiding Questions

- Who are your current customers? What are their needs, goals, and priorities?
- What characteristics define your region's communities? What characteristics define the populations engaged in the programs you offer?
- What industries is your region home to? What kind of skills are they looking for in their employees? What kinds of credentials do they value?



# Identifying Goals and Strategies

## Goals

- **Identify activities and measurable goals** to address community needs & improve student outcomes
- **Describe strategies to improve integration of services** among including, but not limited to alignment of intake / placement for adults seeking education and workforce services, program mapping, and alignment of curriculum and standards
- **Describe strategies to improve transitions** into postsecondary education and the workforce
- **Describe approaches to prototype new strategies and evaluate their effectiveness**

## Guiding Questions

- How will you coordinate programs to eliminate duplication, maximize program potential, and ensure access to all adults needing services in the region?
- How will you ensure that adults transition seamlessly across programs, service providers, and into the workforce?
- How we you concretely identify or quantify your outputs - e.g. which specific occupations or industries will you focus on, how many new training programs do you intend to build, where and how will you increase engagement and outreach to new customers, etc.?
- How will data be used to evaluate progress and measure effectiveness?

# Piloting and Implementation

## Goals

- **Explain how you will prototype and pilot new strategies** to address the region's most urgent problems
- **Describe how you intend to evaluate the effectiveness of these pilots** using formative data collected throughout to inform continuous improvement processes, as well as summative data to assess the overarching impact of these strategies

## Guiding Questions

- What problems most need solving?
- What does it mean for a strategy to work? What criteria will you use to assess success or failure? What measures?
- Are your strategies robust enough for objective measurement?
- Are there time and sufficient resources to measure impact and evaluate success?



# Resources & Planning Tools

## Trainings, Workshops, and Webinars

- Human Centered Design
- Career Pathway Training
- Adult Education Data Unlocked Training
- Webinars highlighting the current pilots that are showing results around the state
- Logic Modeling, Community Asset Mapping, and more

## Tools and Resources

- Regional demographic data
- LMI Reports, Supply and Demand Tools from the Centers of Excellence
- LaunchBoard data tables for consortium outcomes
- CASAS Quarterly and Annual Reports
- Consortium / Member Effectiveness Self-Assessment Tool


## Guidance & Templates

- Three-year planning guidance
- Three-Year Plan Template
- Logic Model Template
- Partner, levels and types of services tables
- Planning support through TAP



☰ LaunchBoard Home
Log In Log Out

[Update! Changes to LaunchBoard, Click Here to Download](#)




California  
Community  
Colleges

---

LaunchBoard

## Tools for Data-Backed Decisions


The LaunchBoard, a statewide data system supported by the California Community Colleges Chancellor's Office and hosted by Cal-PASS Plus, provides data to California community colleges on progress, employment, and earnings outcomes for both CTE and non-CTE pathways.



### Adult Education Pipeline

Comprehensive, multi-level data on student demographics, enrollment, outcomes, types of services received, and employment using new adult education data and accountability metrics.

[Explore](#)



### Community College Pipeline

Community college offerings, student characteristics, milestones, completion, and employment outcomes to support program review and planning.

[Explore](#)


# LaunchBoard Adult Education Pipeline

Students, Programs, Progress,  
Transition, Completion, and  
Employment in the California Adult  
Education Program

# What is the LaunchBoard?

Statewide data visualization system supported by the Community College Chancellor's Office and hosted by Cal-PASS Plus, provides data on progress, employment, and earnings outcomes for community college pathways, adult education, and K14 career pathways.

This information is intended to facilitate local, regional, and statewide conversations about how to foster economic mobility.



## Audience

- Practitioners
- College, K12, Adult Ed
- Faculty, Leadership, State
  - Planning
- Program Development

## Fast Facts

- **Practitioner Driven** – Asked for by practitioners
- **Practitioner Facing** – Designed for program planning and improvement
- **Free** - To education institutions who are CalPASS Members
- **FERPA Suppressed** – No data for cohorts smaller than 10 students
- **Leverages Existing Public Datasets** – COMIS, EDD, DAS, K12, TOPSpro
- **Development Team** – WestEd, Ed Results, RP Group, Centers of Excellence



## LaunchBoard Data Sets

### Primary Student Data

**CCCCO MIS  
Enrollment  
Data**

**K12 Adult Ed  
(TOPSpro)**

**K12  
Secondary  
(CaIPASS)**

### Supplemental Data Matching

**EDD Wage  
File**

**High School  
Equivalency**


**CASAS  
Testing  
Data**

**DAS  
Records**

### Possible Future Data Sources

**CTE Outcome  
Survey**

# LaunchBoard Tabs



**Community College Pipeline**

Community college offerings, student characteristics, milestones, completion, and employment outcomes to support program review and planning.


[Explore](#)



**Adult Education Pipeline**

Comprehensive, multi-level data on student demographics, enrollment, outcomes, types of services received, and employment using new adult education data and accountability metrics.

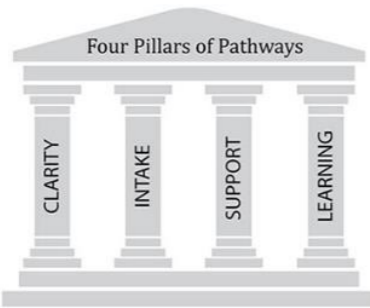
[Explore](#)



CALIFORNIA COMMUNITY COLLEGES  
**Doing What MATTERS™**  
FOR JOBS AND THE ECONOMY

**Strong Workforce** [Explore](#)

Completion and employment data for examining long-term outcomes.



**Guided Pathways** [Explore](#)

First-year momentum points for evaluating college redesign efforts.



**K14 CTE Transitions**

Examine outcomes for high school CTE students after they enroll in community college.

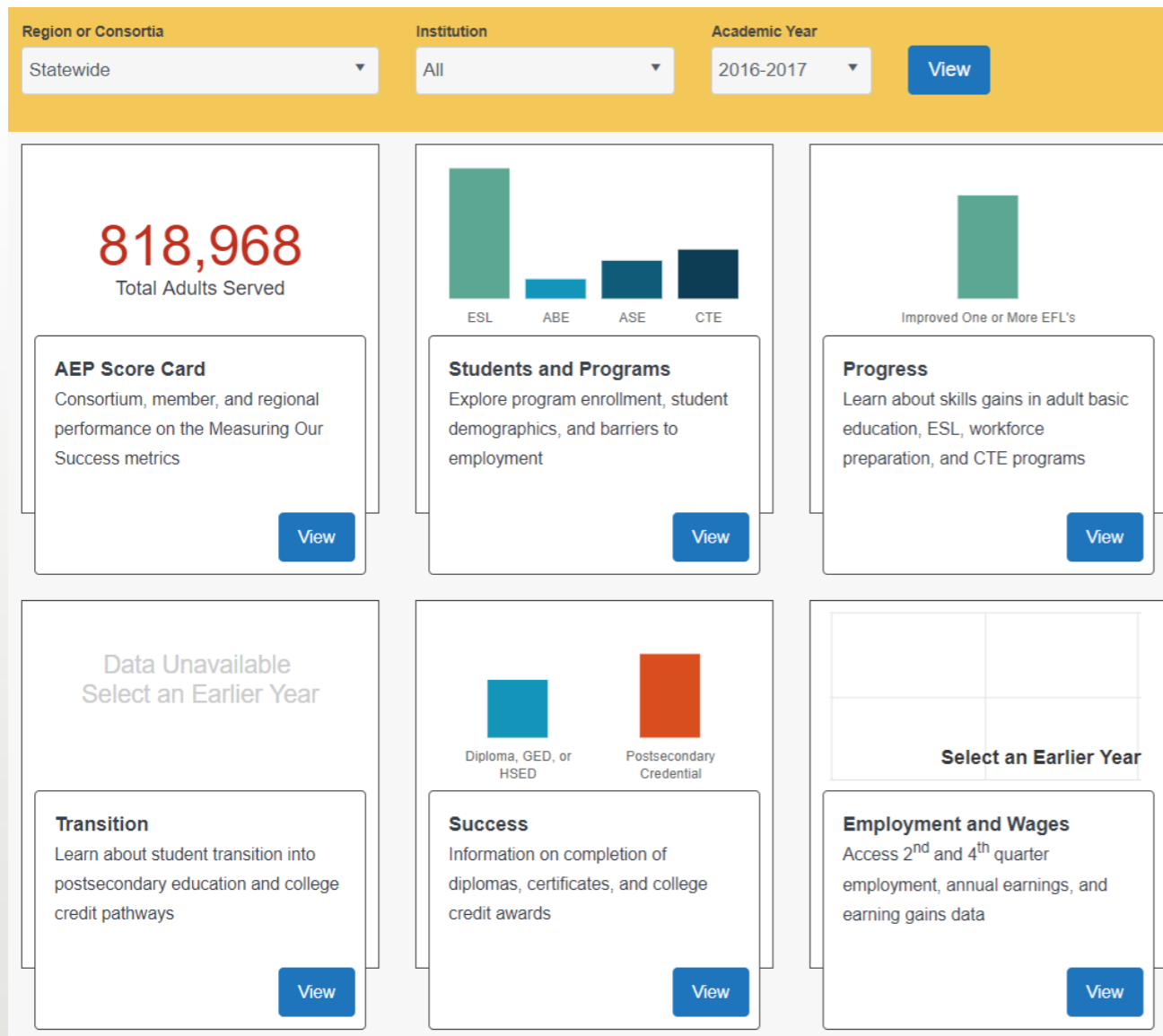
[Explore](#)



**Guided Pathways**

Access infographics, short videos, and guides to learn how to use LaunchBoard information to support educational improvement efforts.

[Explore](#)



1. Visualize by region, institution, year
2. Six high level live metrics on (tiles) organized by student momentum points
3. AEP Score Card with MoS reporting metrics
4. Summary infographic in each page focused on a key data point or question
5. Detailed data charts and tables with:
  - Additional AE Key Metrics
  - Disaggregate by ethnicity, gender, age
  - Time trends

☰ AE Pipeline: AEP Score Card
Log In Log Out

Region or Consortia  
Statewide

Institution  
All

Academic Year  
2016-2017

View

[Home](#) [Summary](#) [Definitions](#)

### AEP Score Card

The Score Card provides a snapshot view of the metrics reported annually to the legislature for Adult Education in California.

**Drilldown**

Time Trend ▼

- Time Trend
- Time Trend
- Age Group
- Gender
- Race/Ethnicity

	INSTRUCTIONAL PROGRAMS AND SERVICES: <b>818,968</b>
	WITH 12+ INSTRUCTIONAL CONTACT HOURS: <b>548,160</b>
	EDUCATIONAL FUNCTIONING LEVELS: <b>101,458</b>
	FORCE PREPARATION MILESTONE: <b>19,518</b>
	PARTICIPANTS WHO EARNED A DIPLOMA, GED, OR HIGH SCHOOL EQUIVALENCY: <b>13,748</b>
	TRANSITIONED TO POSTSECONDARY: *
	PARTICIPANTS WHO COMPLETE A POSTSECONDARY CREDENTIAL: <b>27,291</b>
	SECOND QUARTER EMPLOYMENT : *
	FOURTH QUARTER EMPLOYMENT: *
	MEDIAN ANNUAL EARNINGS: *
	CHANGE IN EARNINGS : *



# Planning Road Map

Step 1: Get Smart!

Step 2: Define Your Planning Approach

Step 3: Conduct Your Pre-Planning Assessment

Step 4: Identify Community Needs and Customers

Step 5: Have a Common Vision

Step 6: Set Goals Grounded in Your Shared Vision for Your Consortium and Your Community

Step 7: Decide on Long-Term Strategies, Pilots, and Prototypes

Step 8: Draft Your Strategic Action Plan

Step 9: Public Comment and Review

Step 10: Celebrate and Publicize Your Plan



# Data Training Workshops

**Shasta College | Oct. 15, 9 a.m.-3 p.m.**

Hosted by North Far North Regional Consortium and Shasta College  
Seats: 60

**Radisson Hotel Santa Maria | Oct. 16, 9 a.m.-3 p.m.**

Hosted by South Central Coast Regional Consortium and Hancock College  
Seats: 100

**East L.A. Skills Center | Oct. 17, 9 a.m.-3 p.m.**

Hosted by Los Angeles Unified School District  
Seats: 100

**San Bernardino Valley College | Oct. 18, 9 a.m.-3 p.m.**

Hosted by Inland Adult Education Consortium and San Bernadino Community College District  
Seats: 200

**Mt. San Antonio College | Oct. 22, 9 a.m.-3 p.m.**

Hosted by Mt. San Antonio College and Mt. SAC Regional Consortium for Adult Education  
Seats: 125

**Sunnyvale Center, Room 103 | Oct. 24, 9 a.m.-3 p.m.**

Hosted by North Santa Clara County Student Transition Consortium and Foothill College  
Seats: 100



# Data Training Workshops

**The Professional Oaks Building, Room 2C | Oct. 29, 9 a.m.-3 p.m.**

Hosted by Sequoias Adult Education Consortium

Seats: 133

**SCOE Conference Center | Oct. 30, 9 a.m.-3 p.m.**

Hosted by Sacramento County Office of Education

Seats: 126

**Del Valle Education Center, Room 401 | Oct. 31, 9 a.m.-3 p.m.**

Hosted by Contra Costa Community College District and Acalanes Union High School District

Seats: 100

**Poway Unified School District Community Room | Nov. 15, 9 a.m.-3 p.m.**

Hosted by Poway Unified School District

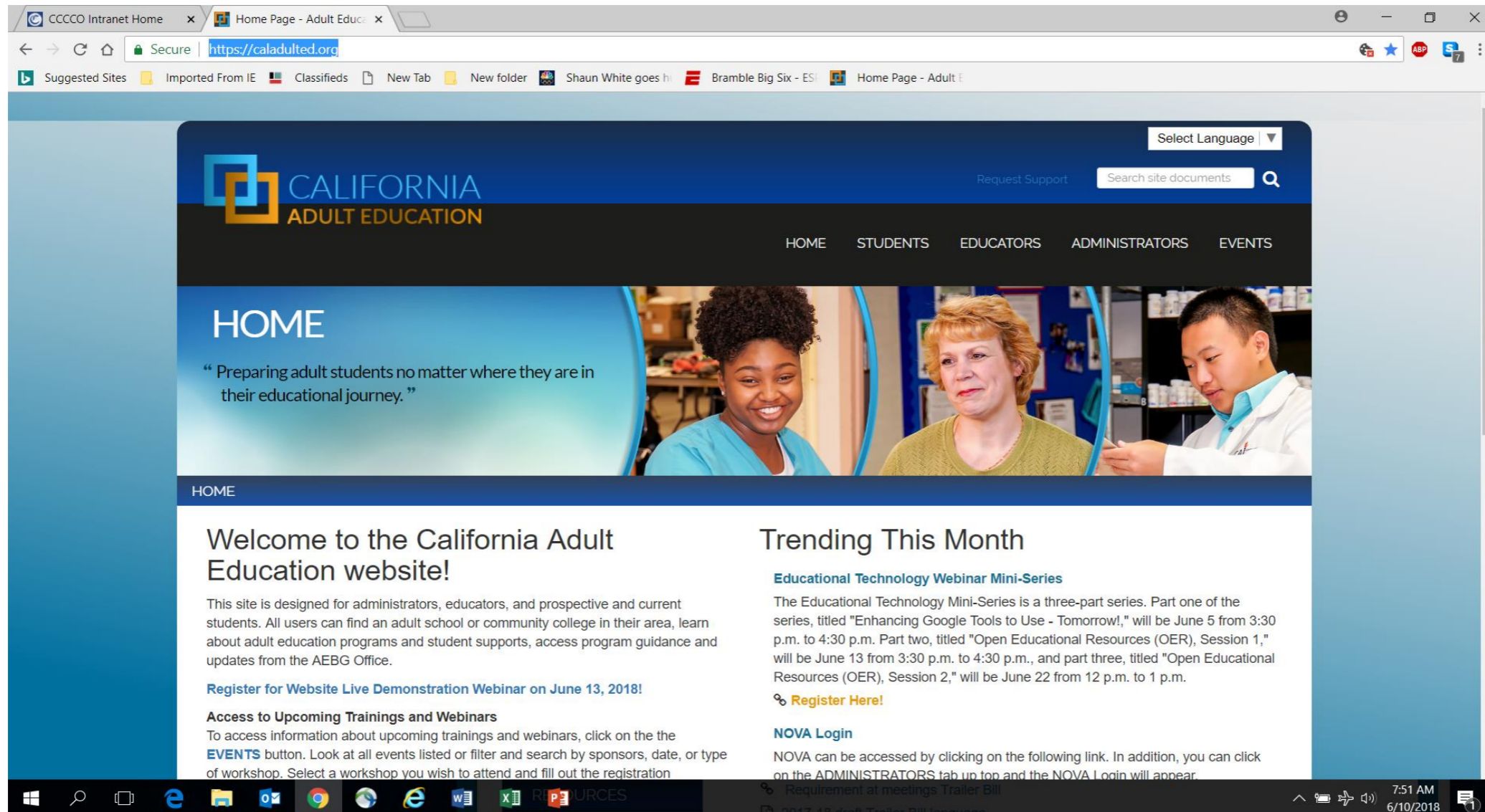
Seats: 140

**North Orange County Continuing Education, Multi-Purpose Room |  
Nov. 29, 9 a.m.-3 p.m.**

Hosted by North Orange County Continuing Education

Seats: 90

# AEBG Web Site



The screenshot shows a web browser window displaying the homepage of the California Adult Education website. The browser's address bar shows the URL <https://caladulted.org>. The website header features the AEBG logo and the text "CALIFORNIA ADULT EDUCATION". Navigation links include HOME, STUDENTS, EDUCATORS, ADMINISTRATORS, and EVENTS. A search bar is located in the top right corner. The main content area is divided into two columns. The left column has a "HOME" heading and a quote: "Preparing adult students no matter where they are in their educational journey." Below this is a "Welcome to the California Adult Education website!" section, followed by a paragraph describing the site's purpose and a link to "Register for Website Live Demonstration Webinar on June 13, 2018!". The right column has a "Trending This Month" heading and a section for "Educational Technology Webinar Mini-Series" with details about three sessions and a "Register Here!" link. Below that is a "NOVA Login" section with instructions on how to access the system. The Windows taskbar at the bottom shows the time as 7:51 AM on 6/10/2018.

<https://caladulted.org/>



# AEBG TAP

The AEBG Technical Assistance Program (TAP) provides professional development resources for all AEBG agencies statewide.

## AEBG Webinars

The AEBG Office and the AEBG Technical Assistance Project (TAP) are hosting a series of webinars and events to provide professional development, technical assistance, and important AEBG updates and information. **Wednesday's are designated for professional development** and **Friday's are designated for policy/State updates**. Click on the event description below to register for an upcoming webinar or event.

### 2017 Calendar

	<a href="#">OTAN Resources for Adult Education</a>
--	--