

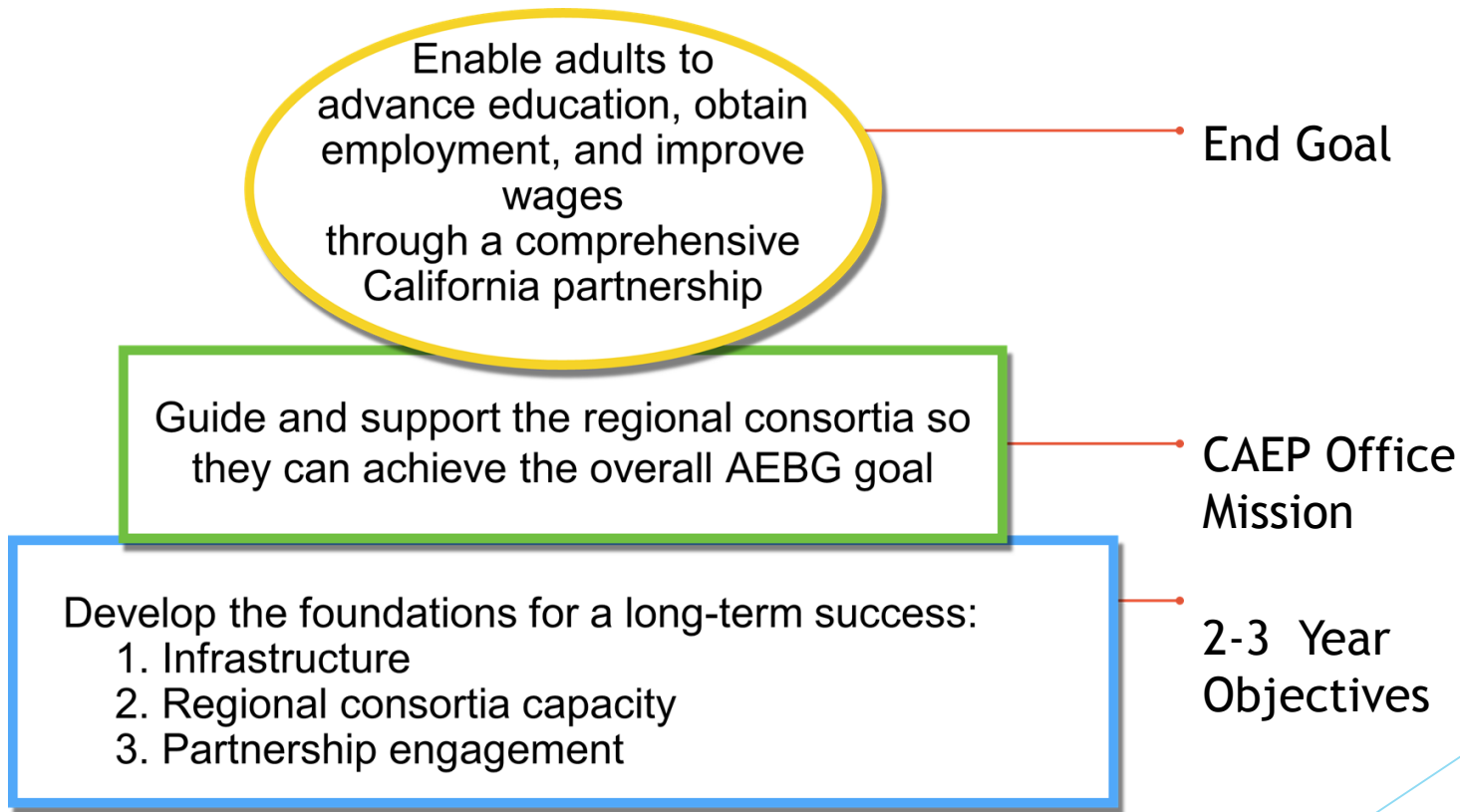


OVERVIEW -
California Adult Education Program Office
September 27, 2018

Governor's 17-18 budget stated:

“The Adult Education...Program coordinates representatives from local educational agencies, community colleges, and other regional education, workforce, and industry partners to promote the educational opportunities offered to students and adult learners. Through this program, students and adult learners can access courses to complete their high school diplomas or general education equivalent, English as a Second Language courses, and pathways courses that lead to additional career opportunities.”

What has been the objectives of the CA AEP Office?



LOOKING AHEAD

CALIFORNIA ADULT EDUCATION PROGRAM

NEW LEGISLATION!

AB 2098 by Assemblymember
Kevin McCarty (D-Sacramento) -

**Adult Education Block
Grant Program:
IMMIGRATION INTEGRATION**

AB 2098 Next Steps:

- ▶ BCP
- ▶ Planning Meeting with Statewide Director of Immigrant Integration in the Governor's Office of Planning and Research
- ▶ A Field Team (ad hoc)
 - ▶ Application Process
 - ▶ Jan - March 2019
- ▶ Report to the Legislature July 1, 2019

THREE YEAR PLANNING PROCESS

CALIFORNIA ADULT EDUCATION PROGRAM

In the past your peers stated:

“ Most consortia report general plans to coordinate among consortium members and build relationships with local partners. Few responses offer specific actions in this area, but compared with other objectives, more consortia report seeking varied funding sources and developing marketing and outreach plans. ”

AEBG 3 Year Planning Process Roadmap

Establish Planning Mindset

Building the proper mindset and space for discussion that moves beyond establish preconceptions and encourages creativity and innovation

HCD Training

Immersion in the Problem

Using Data and Community Engagement to understand your customers and effectiveness:

1. Community Needs Data
2. Enrollment and Outcomes Data
3. Labor Market and Economy
4. Conversations with consumers

Training on Using Data Resources for Planning and Program Imp.

Understand Where You Are

Mapping out your current capacity, resources, & environment:

1. Internal Constraints/Opportunities
2. Who are Our partners?
3. Regional Landscape

Building strategies to respond to each issue/opportunity

Member Effectiveness Toolkit

Strategies and Tactics

Id'ing concrete steps and measurable activities to address community need & improve student outcomes.

1. Improve student momentum/outcomes
2. Leverage resources & capacity
3. Responsive to community need
4. Measurable

Student Momentum Framework

Regional Pathway Training

Regional Engagement/Training

Using Basic Skills Crosswalk



Field Team Structure

CALIFORNIA ADULT EDUCATION PROGRAM

FIELD TEAM STRUCTURE



Data and Accountability

Ongoing review of the AEBG Data and Accountability System. Team reviews metrics changes, improves local data collection, and defines interplay between AEBG metrics and planning efforts.



Regional Collaboration

Recommend policies/guidance local leaders need to collaborate across agencies, and defines shared populations and strengthen the “priority of service” link among AEBG, WIOA, Immigration Integration, and Social Services.



Member/Consortia Effectiveness

Define characteristics of effectiveness for activities, progress framework, and quality & quantity indicators. Develop plan to increase regional consortia capacity for using effectiveness in planning & evaluation.



Pathways

Promote alignment & strategies for coordinating state investments for pathway development (Chancellor’s Office, CDE, WDB, EDD, Rehab, and Social Services).



Professional Development

Support increased practitioner capacity for career pathway design and implementation, use of effectiveness indicators, improved local data collection, and define skills/training for leaders to collaborate across agencies.



Education Crosswalk

Create a unified crosswalk that will allow for alignment and consistent measuring of skills across WIOA and CB21 levels, with the ability to access the more granular information available in the college assessment test when it becomes available.

FIELD TEAM STRUCTURE 2019

- ▶ Field Team outcomes will be examined for potential recommendations for annual report
- ▶ AEP Office in January will review process for what worked and what didn't work.
- ▶ New Field Team focus areas will be considered for 2019
- ▶ Necessary on-going work will be considered.
- ▶ New application process will be opened up for candidates

Annual Report - STUDENT OUTCOMES


CALIFORNIA ADULT EDUCATION PROGRAM

Student Outcomes



“ The chancellor and the Superintendent to submit an annual report including specified data about the use of funds for the program and the outcomes for adults statewide and in each adult education region. ”

Data Collection and Reporting

AUGUST 2017



Measuring Our Success
DATA AND ACCOUNTABILITY SYSTEMS AND
COMMON ASSESSMENT IN THE CALIFORNIA
ADULT EDUCATION BLOCK GRANT PROGRAM



California Department of Education
Tom Torlakson, State Superintendent of Public Instruction
California Community Colleges Chancellor's Office
Eloy Ortiz Oakley, Chancellor

“ Consortia will now report *any* student receiving services or participating in any of the 7 AEBG program areas enrolled at a K–12 adult school or a community college noncredit program regardless of funding source. ”

Data System: Later in the agenda....




Adult Education Pipeline: Overview Log In Log Out


Region or Consortia: Los Angeles | Institution: All | Academic Year: 2015-2016 View

113,210
Total Adults Served

AEP Score Card
Consortium, member, and regional performance on the Measuring Our Success metrics View




Students and Programs
Explore program enrollment, student demographics, and barriers to employment View




Progress
Learn about skills gains in adult basic education, ESL, workforce preparation, and CTE programs View

1% Transitioned to ASE
21% Transitioned to Postsecondary

Transition
Learn about student transition into postsecondary education and college credit pathways View



Success
Information on completion of diplomas, certificates, and college credit awards View



32% Earnings Gain
Employment and Wages
Access 2nd and 4th quarter employment, annual earnings, and earning gains data View

Fiscal Reporting: Later in the agenda....



Welcome to NOVA

Login

Email *

Password *

[Forgot your password?](#)

[Help](#)

Login

