



SPARK POLICY INSTITUTE
igniting public policy and community change

Leveraging Resources: What is it?

Alexander Dane, AICP, Senior Consultant
Spark Policy Institute


Poll

What is your (or your organization's) current level of knowledge about blending and braiding?

- A. I have a basic understanding
- B. I am familiar with a specific blended or braided model.
- C. I am involved with the financial side of a blended or braided model.
- D. I am an expert on blending and braiding.

What is Blending & Braiding?

The terms blending and braiding are frequently used, often together, and generally with little definition. However, they refer to two very different approaches to fiscal coordination.




Blending funding involves co-mingling the funds into one “pot” where case managers can draw down service dollars, personnel expenses can be paid, or other program needs can be met.




In contrast, braided funding involves multiple funding streams used to pay for all of the services needed by a given population, with careful accounting of how every dollar from each funding stream is spent.

What is Blending?

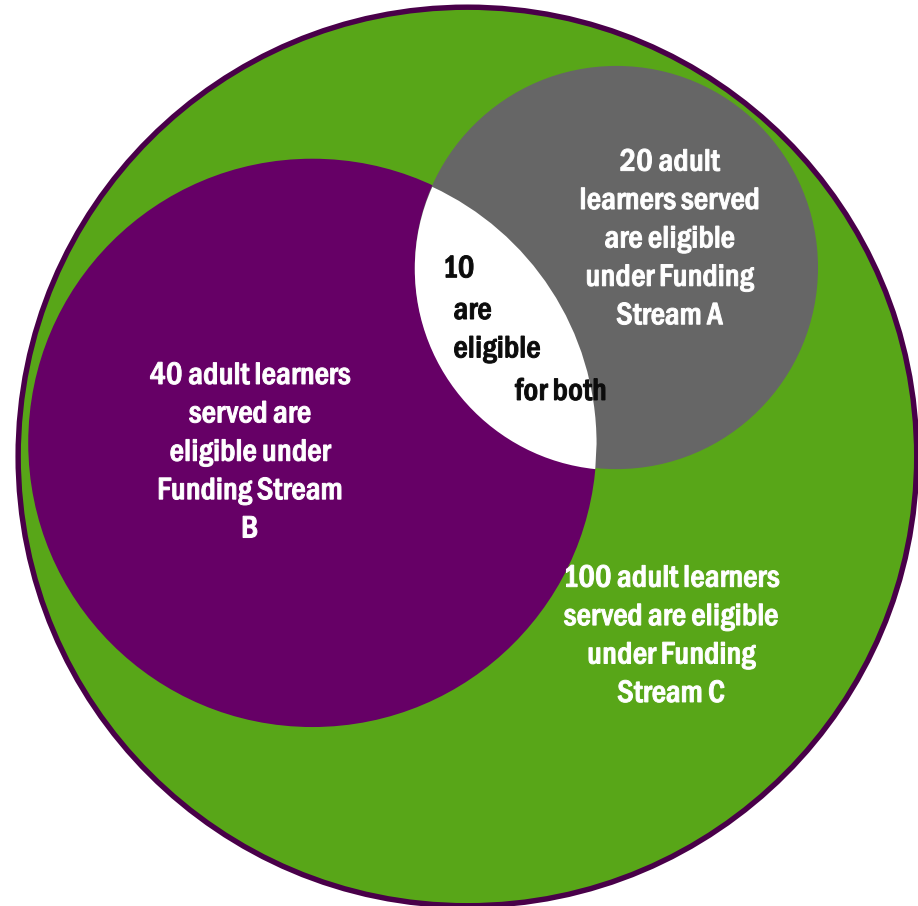
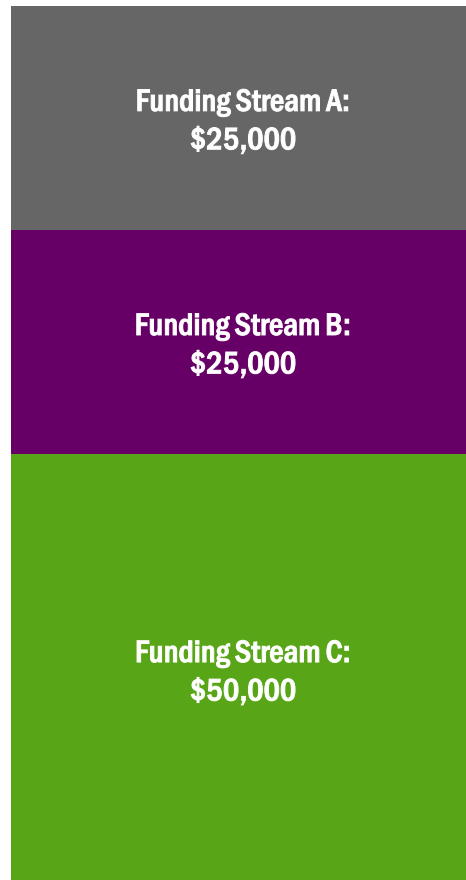
The terms blending and braiding are frequently used, often together, and generally with little definition. However, they refer to two very different approaches to fiscal coordination.



Blending funding involves co-mingling the funds into one “pot” where case managers can draw down service dollars, personnel expenses can be paid, or other program needs can be met.



Blending Example



Blending: Reporting Tips



Document



Track



Measure

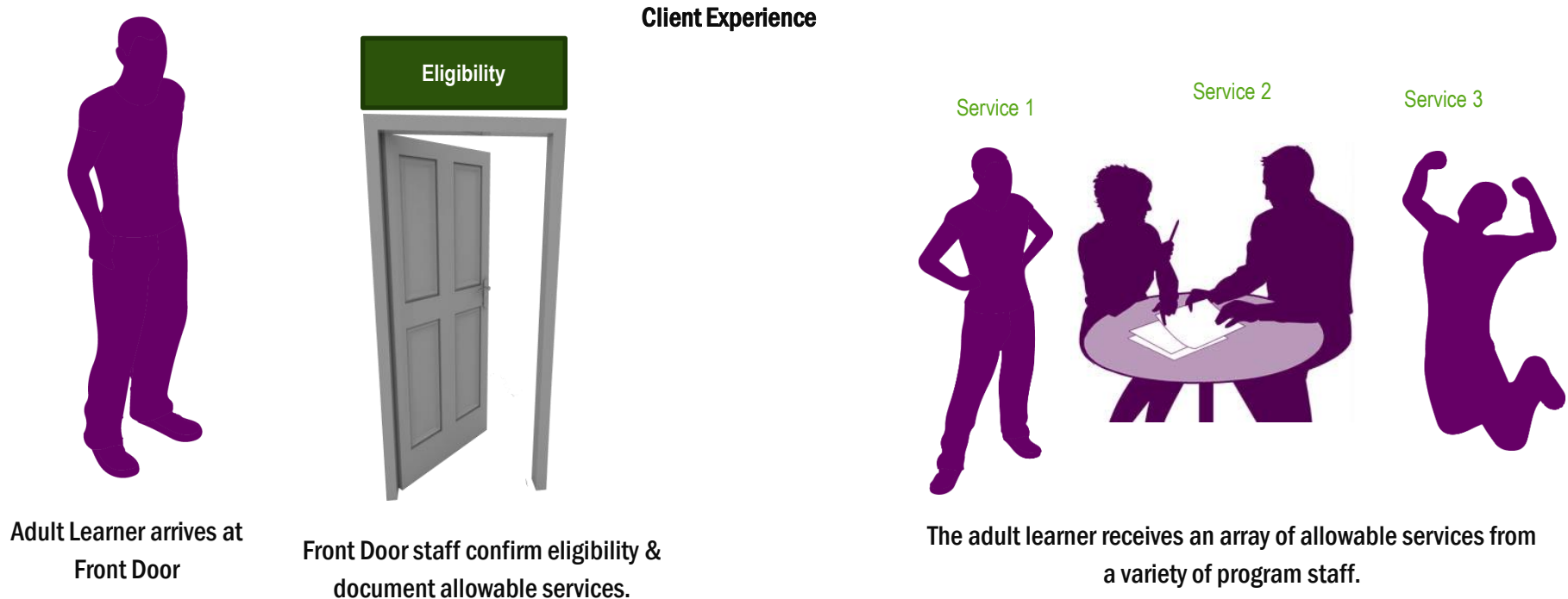
What is Braiding?

The terms blending and braiding are frequently used, often together, and generally with little definition. However, they refer to two very different approaches to fiscal coordination.

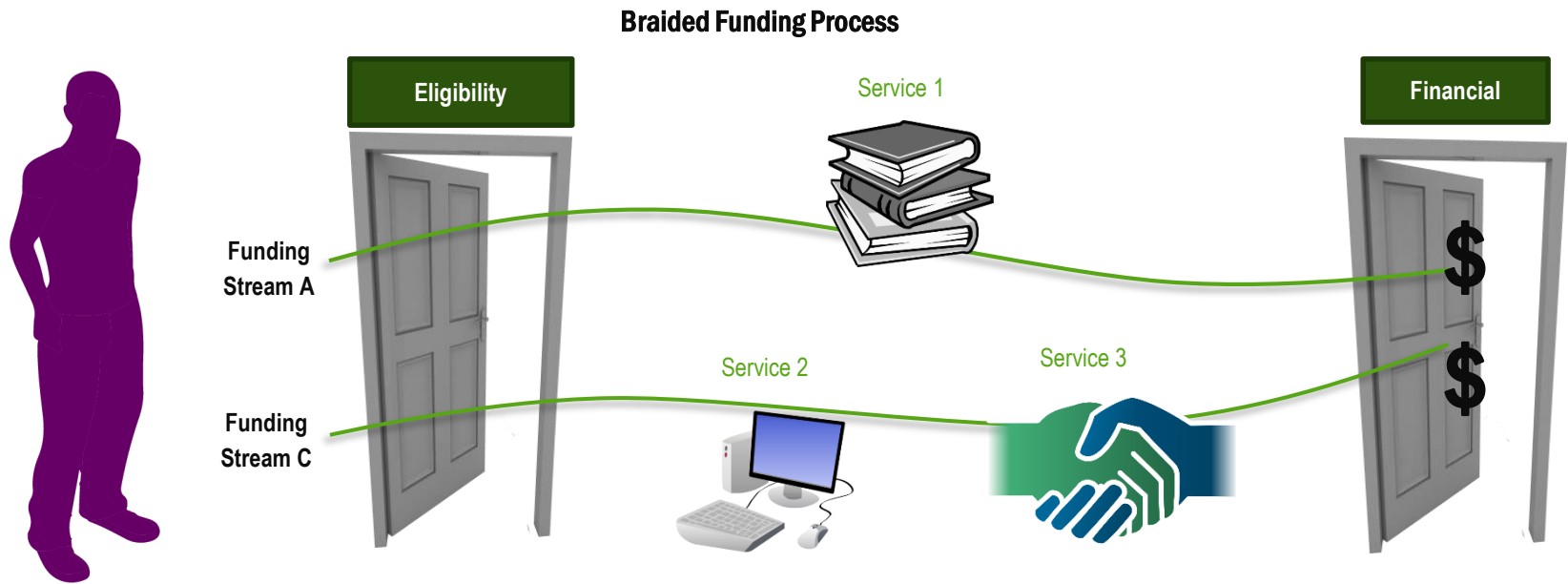


In contrast, braided funding involves multiple funding streams used to pay for all of the services needed by a given population, with careful accounting of how every dollar from each funding stream is spent.

Braiding Example



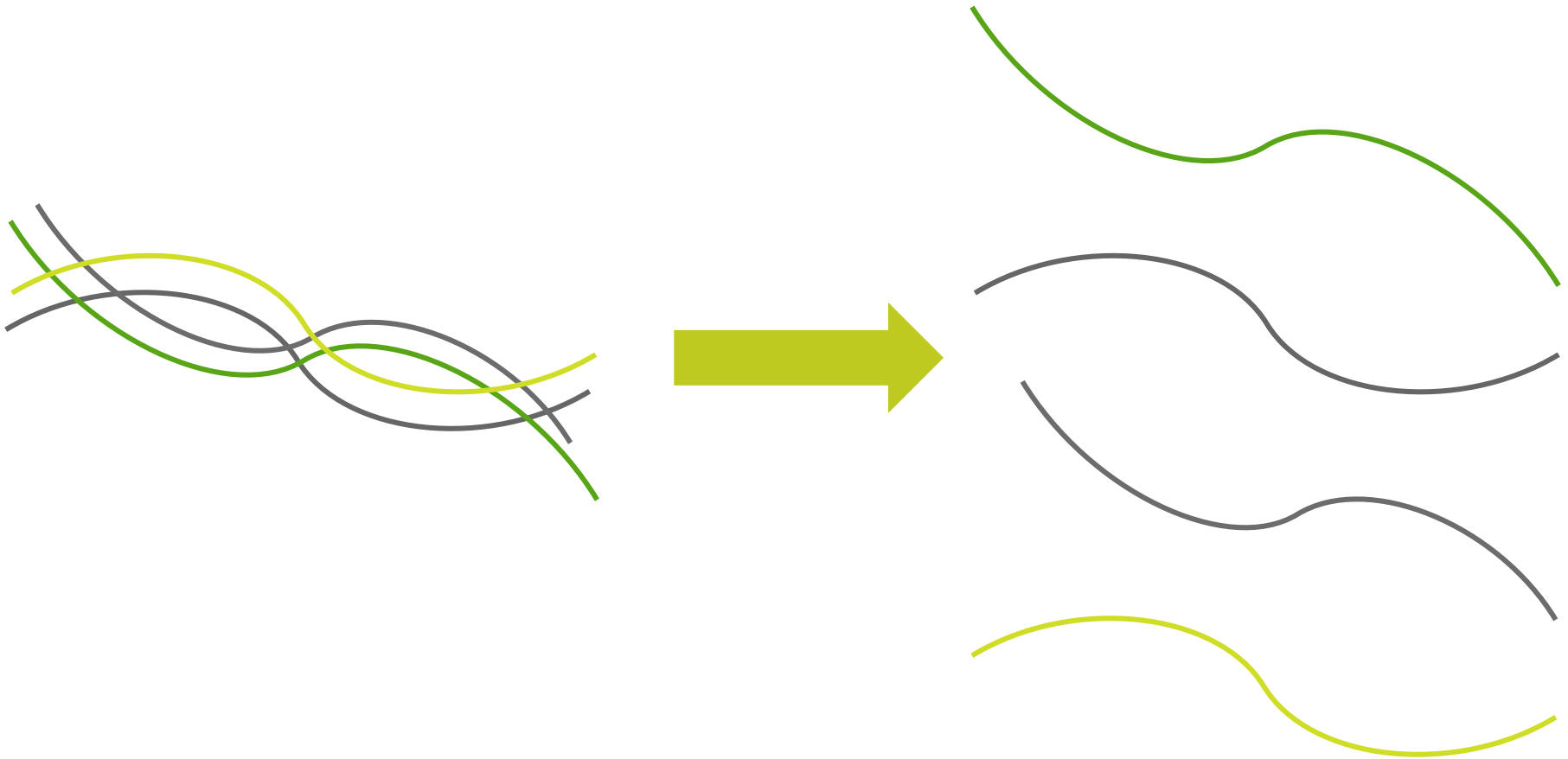
Braiding Example




Front Door staff determine adult learner is eligible for Funding Streams A and C.
This means adult can receive services 1, 2, and 3.

As services are delivered, Back Door staff bill Funding Stream A for
Service 1 and Funding Stream C for Services 2 and 3.

Braiding: Reporting Tips



Blending & Braiding: Implementation Considerations



7/31/2017



11

Poll

What would you say your organization is hoping to achieve through a leveraging resources, possibly through a Blended or Braided model?

- A. Grow a program;
- B. Respond to funding cuts; or
- C. Sustain a program

Poll

What have you found to be the most challenging aspect of developing a coordinated effort to leverage funds?

- A. Developing Program Budget and Cost Allocation
- B. Establishing Front Door and Back Door Protocol
- C. Tracking and Reporting
- D. Developing Aligned Financial Systems
- E. Navigating Contracting Processes
- F. Quality Control and Staff Training

Resource: Blending & Braiding Toolkit

Step-by-step Guide

Identifying Vision & Partners



Defining the Programs/Services



Exploring Finance Options



Developing a Coordinated Financing Plan




Implementing, Tracking & Improving



7/31/2017

Templates & Checklists



Program Name and Fiscal Year	Program Period	Funding Source 1	Funding Source 2	Funding Source 3	Funding Source 4	Funding Source 5	Funding Source 6	Funding Source 7	Funding Source 8	Funding Source 9	Funding Source 10	Unmet Need
Total Available	*****	\$	\$	\$	\$	\$	\$	\$	\$	\$	\$	\$ 1,150,000
Total Expenses	*****	\$	\$	\$	\$	\$	\$	\$	\$	\$	\$	\$ 1,150,000
Subtotal Expenses		\$	\$	\$	\$	\$	\$	\$	\$	\$	\$	\$ 1,150,000
Subtotal Supplies		\$	\$	\$	\$	\$	\$	\$	\$	\$	\$	\$ 1,150,000
Subtotal Personnel		\$	\$	\$	\$	\$	\$	\$	\$	\$	\$	\$ 1,150,000
Subtotal Equipment		\$	\$	\$	\$	\$	\$	\$	\$	\$	\$	\$ 1,150,000
Subtotal Other		\$	\$	\$	\$	\$	\$	\$	\$	\$	\$	\$ 1,150,000
Subtotal Unmet Need		\$	\$	\$	\$	\$	\$	\$	\$	\$	\$	\$ 1,150,000
Subtotal for all items requested	*****	\$	\$	\$	\$	\$	\$	\$	\$	\$	\$	\$ 1,150,000
Administration Costs		\$	\$	\$	\$	\$	\$	\$	\$	\$	\$	\$ 1,150,000
Expenses by Funding Source		\$	\$	\$	\$	\$	\$	\$	\$	\$	\$	\$ 1,150,000
Total Expenses		\$	\$	\$	\$	\$	\$	\$	\$	\$	\$	\$ 1,150,000

Case Studies & Resources



Overview: Blending and Braiding Defined

Phase 1: Identifying Vision and Partners

Phase 2: Defining the Program/Services

Phase 3: Exploring Finance Options

**Phase 4: Developing a Coordinated
Financing Plan**

**Phase 5: Implementing, Tracking, and
Improving**

Community Pages: Case Studies

**Community Pages: Analyses of Funding
Streams**

Community Pages: Resources

C

Overview: Blending and Braiding Defined

The terms blending and braiding are frequently used, often together, and generally with little definition. However, they refer to two very different approaches to fiscal coordination. Blending funding involves co-mingling the funds into one “pot”

+ Defining Blending

+ Blending Example

+ Tips for Reporting Blended Funding to Funders

+ Defining Braiding

+ Braiding Example

+ Tips for Reporting Braided Funding to Funders

+ Programmatic Braiding



SPARK POLICY INSTITUTE
igniting public policy and community change

Thank you!

Please visit:

<http://tools.sparkpolicy.com/overview-blending-braiding/> for more information