


# Adult Education Pathways to Success

Adult education programs are designed to meet learners where they are on their educational journey.



**Adult Basic & Secondary Education** – programs in elementary and secondary basic skills, including programs leading to a high school diploma or high school equivalency.

**English as a Second Language & Citizenship** – programs for immigrants eligible for educational services in citizenship, English as a second language, and workforce preparation.

**Training to Support Child School Success** – programs for adults, including, but not limited to, older adults, that are primarily designed to develop knowledge and skills to assist elementary and secondary schoolchildren to succeed academically in school.

**Pre-Apprenticeship** – programs offering training activities conducted in coordination with one or more apprenticeship programs approved by the Division of Apprenticeship Standards for the occupation and geographic area.

**Career Technical Education** – programs that are short-term in nature, advance workplace skills and have high employment potential.

**Workforce Reentry** – programs for adults, including, but not limited to, older adults, that are primarily related to entry or reentry into the workforce.

**Programs for Adults with Disabilities** – includes programs for persons with physical or mental impairments who, because of their limitations, cannot succeed without special education assistance, or who require a modified program.



## AEBG

- » 400 members
- » 1,000 community partners
- » 71 consortia

## ABOUT AEBG

California adult educators in K-12 and community colleges work synergistically with workforce and education partners, community stakeholders and industry through the Adult Education Block Grant's (AEBG) 71 consortia to ensure that students are prepared for life, for work and to support their families and strengthen communities, no matter where they are in their educational journey. Learn more at [EducateandElevateCA.org](http://EducateandElevateCA.org).



# California Adult Education Facts

**8.2%**

Unemployment rate in 2016 for individuals with less than a high school diploma or equivalency.<sup>4</sup>



**2.7%**



Unemployment status is greatly affected by level of education with a difference of 2.7 percentage points between those without a high school diploma or equivalency and those with some college or an associate degree. The state annual average unemployment rate in 2016 was 5.5 percent.<sup>4</sup>

**7%**

Unemployment rate in 2016 for high school graduates (includes equivalency).<sup>4</sup>

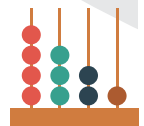
**5.5%**

Unemployment rate in 2016 for individuals with some college or an associate degree.<sup>4</sup>



**3.6%**

Unemployment rate in 2016 for individuals with a bachelor's degree or higher.<sup>4</sup>



**18%**

Percentage of the population aged 25 and older that does not have a high school diploma or equivalency.<sup>4</sup>




**26%**

Poverty rate for individuals without a high school diploma, which is 10.3 percent higher than those with a high school diploma (15.7 percent poverty rate) and 15 percent higher than those with some college or an associate degree (11 percent poverty rate).<sup>4</sup>

# 27%

California has the highest proportion of immigrants of any state, with immigrants making up 27 percent of the total population.<sup>5</sup>



# \$20.2 billion



California leads the nation with 784,584 immigrant entrepreneurs who make up 38.4 percent of the state's entrepreneurs. Immigrant-owned businesses represented \$20.2 billion in annual business income in 2014.<sup>6</sup>

# 44.6%

Percentage of new business founded in California between 2007-2011 (immediately following the Great Recession).<sup>6</sup>



# 71%

Percentage of individuals aged 25 or older without a high school diploma who are foreign-born. In comparison, immigrants make up only 36 percent of the population aged 25 or older, meaning immigrants make up a disproportionately large portion of individuals in need of education.<sup>4</sup>



# \$27,963

Median earnings for an individual with a high school diploma – and an annual earnings that is 41 percent higher than that of a Californian without a high school diploma.<sup>1</sup>

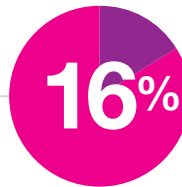
# \$36,284

Median annual earnings for an individual with some college or an associate degree – and an annual earnings that is 30 percent higher than that of a Californian with no education beyond a high school diploma.<sup>1</sup>

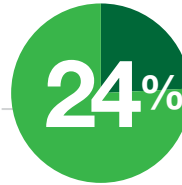


# 80%

Percentage of students entering community colleges who enroll in at least one developmental course in math, English or both. **Adult education programs focus on better preparing adults to enter college and successfully reach their educational goals.**<sup>2</sup>



Percentage of developmental students who earn a certificate or associate degree within six years.<sup>2</sup>



Percentage of developmental students who successfully transfer to four-year colleges.<sup>2</sup>



# 50%

Percentage of middle-skills jobs in California requiring more than a high school diploma, but less than a four-year college degree.<sup>3</sup>

# 11%

Percentage gap in middle-skilled workers: 39 percent of California workers are middle-skilled but 50 percent of jobs in the state require employees skilled at this level.<sup>3</sup>



An Investment in  
**California's  
future**



**educate&  
elevate**  
CALIFORNIA ADULT EDUCATION  
An Investment in California's Future



Learn more about how we're making investments that educate and elevate California through adult education.

[www.EducateandElevateCA.org](http://www.EducateandElevateCA.org)

[www.EducateandElevateCA.org](http://www.EducateandElevateCA.org)

REFERENCES

<sup>1</sup> [https://factfinder.census.gov/faces/tableservices/jsf/pages/productview.xhtml?pid=ACS\\_15\\_5YR\\_B20004&prodType=table](https://factfinder.census.gov/faces/tableservices/jsf/pages/productview.xhtml?pid=ACS_15_5YR_B20004&prodType=table)

<sup>2</sup> [http://www.ppic.org/content/pubs/report/R\\_1116MMR.pdf](http://www.ppic.org/content/pubs/report/R_1116MMR.pdf)

<sup>3</sup> <https://www.nationalskillscoalition.org/resources/publications/2017-middle-skills-fact-sheets/file/California-MiddleSkills.pdf>

<sup>4</sup> [https://factfinder.census.gov/faces/tableservices/jsf/pages/productview.xhtml?pid=ACS\\_15\\_5YR\\_B20004&prodType=table](https://factfinder.census.gov/faces/tableservices/jsf/pages/productview.xhtml?pid=ACS_15_5YR_B20004&prodType=table)

<sup>5</sup> <http://www.ppic.org/publication/immigrants-in-california/>

<sup>6</sup> <http://www.newamericaneconomy.org/wp-content/uploads/2016/12/Entrepreneur.pdf>