



A Resource Refreshed: The Updated CAEP Fact Sheets for Three Year Planning

August 15, 2024
11:00 am – 12:00 pm



WestEd CAEP Team & Today's Presenters



Lisa Le Fevre, PH.D.
Senior Program Associate
lfevr@wested.org



Greg Hill Jr.
Senior Research Associate
ghill@wested.org



Agenda

1. Welcome, Agenda, Goals and a Poll
2. What are the CAEP Fact Sheets?
3. What Changed and What Didn't?
4. How to Use the CAEP Fact Sheets
5. Exploring the Sheets' Tabs and Data
6. Discussion & Closing




Session Goals



- Introduction to updated data in the CAEP Fact Sheets (for data use and to help with three-year planning)
- Increased understanding about the elements comprising the CAEP Fact Sheets
- Opportunity to explore and ask questions about the CAEP Fact Sheets



A Quick Poll



1. Are you new to the CAEP three-year planning process?
2. What is your comfort level using data to inform adult education programming (e.g., Census, LMI, or student performance data)?
3. What's your experience using the CAEP Fact Sheets?



One More Question

For those who have used the CAEP Fact Sheets, how have you incorporated them into your adult education and three-year planning process?





What are the CAEP Fact Sheets?

- An interactive tool providing demographic, labor market, and select adult education enrollment and performance data to aid adult education consortium annual and three-year planning efforts
- Features include:
 - Ready access to **curated regional demographic data** and visualizations filterable by key population characteristics
 - Ability to **compare community demographics with student characteristics**, aiding in proportionality and equity analyses
 - **Side-by-side view of transitions** to postsecondary, CTE, and non-developmental college courses, broken down by race/ethnicity, gender, and age group
 - Snapshot of **key industries and occupations** filterable by geography, entry-level education, work experience required, and typical on-the-job training
 - Sample **student profiles** illustrative of adult learners' needs and value of adult education

What's Changed in the Fact Sheets?

- **Population Characteristics:** Consortium demographics has been updated with the 2018-2022 American Community Survey (ACS) 5-year Public Use Microdata Sample (PUMS) using 2020 Decennial Census data as a weighting variable. This update allows for more up-to-date demographic analysis within consortium regions. Additionally, population data now reflects adults aged 18 and older, aligning more closely with CAEP policies.
- **Labor Market Information:** Labor market data has been refreshed with data from 2020 to 2023, incorporating the latest insights from Lightcast, the U.S. Bureau of Labor Statistics Quarterly Census of Employment and Wages (BLS QCEW), and Local Area Unemployment Statistics (LAUS). On the Labor Market Tab, the MIT living wage for each region is also provided for comparison.
- **Adult Education Transitions:** Demographic and transition data in the seven approved CAEP program areas have been updated to reflect the academic years 2021-2022 and 2020-2021, respectively, providing a more current view of enrollment patterns and participation in adult education programs.

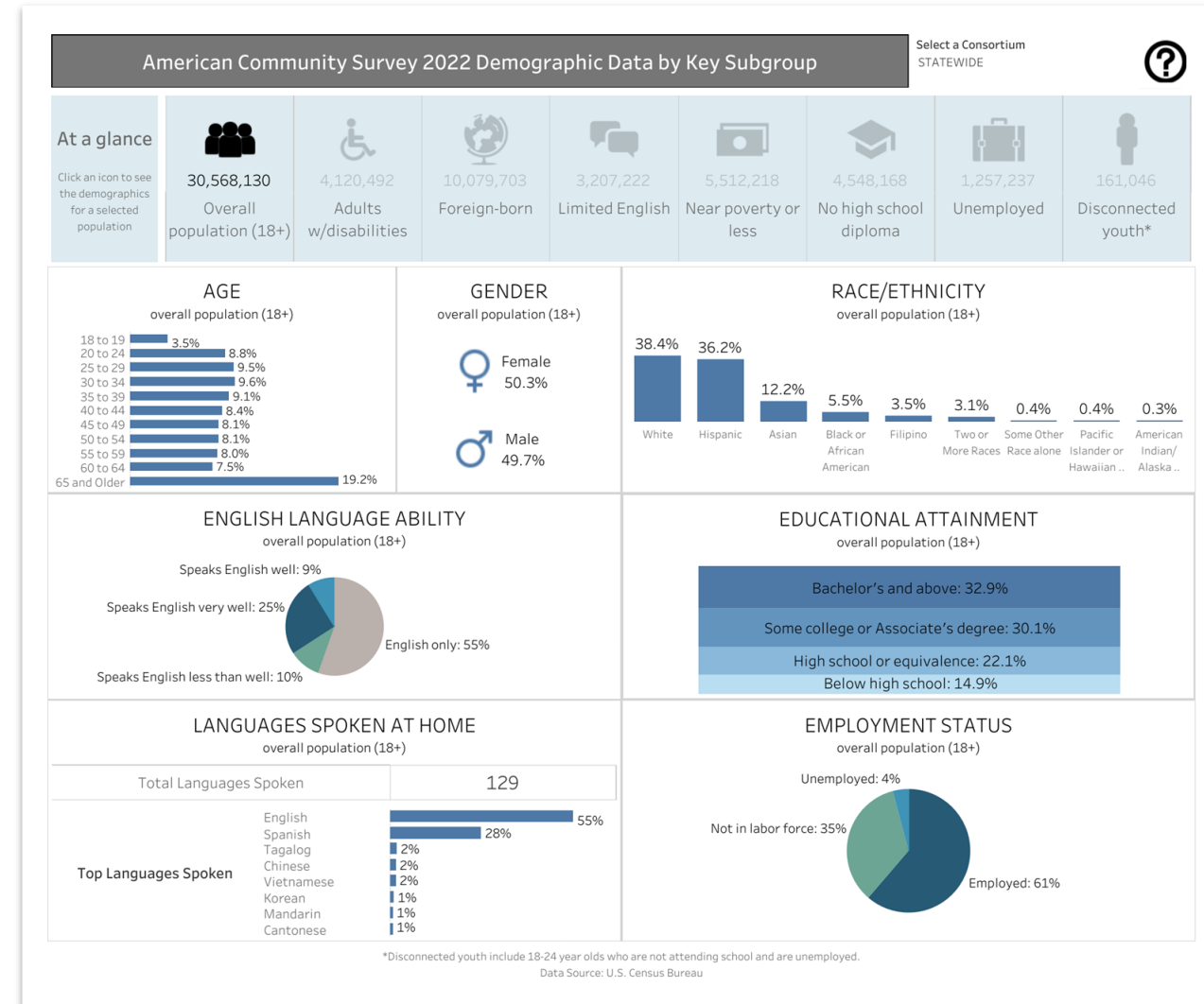


Where do I find the CAEP Fact Sheets?

<https://caladulthood.org/CaepFactSheets>

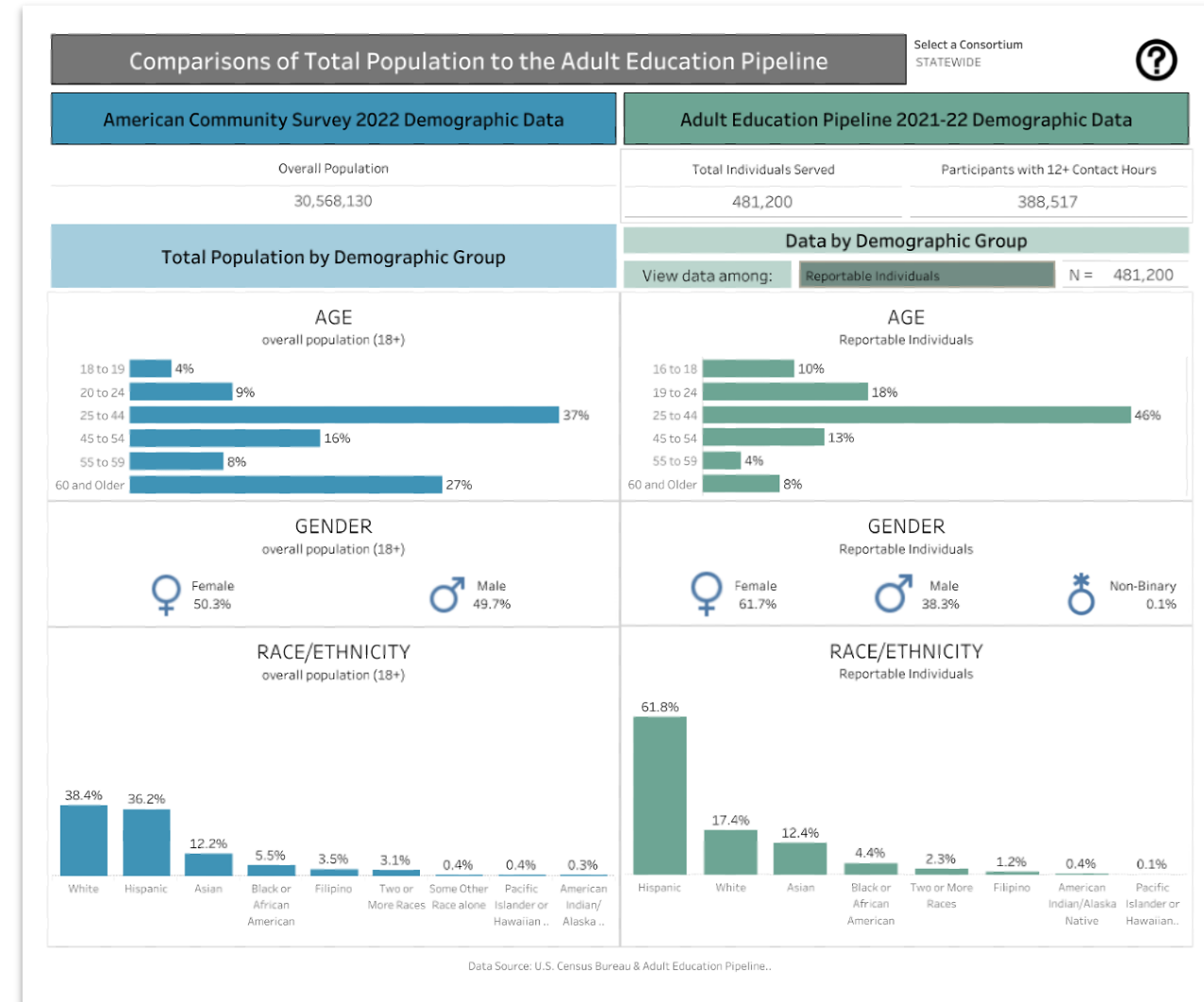
Tab 1: Population Demographics

- Looking at the CAEP Fact Sheet tab for population demographics, what questions might these data help you answer about prospective learners, program needs, or potential interventions?
- What other resources might you use to help contextualize, refine, or validate your interpretation of the data or inferences regarding learners and their needs?



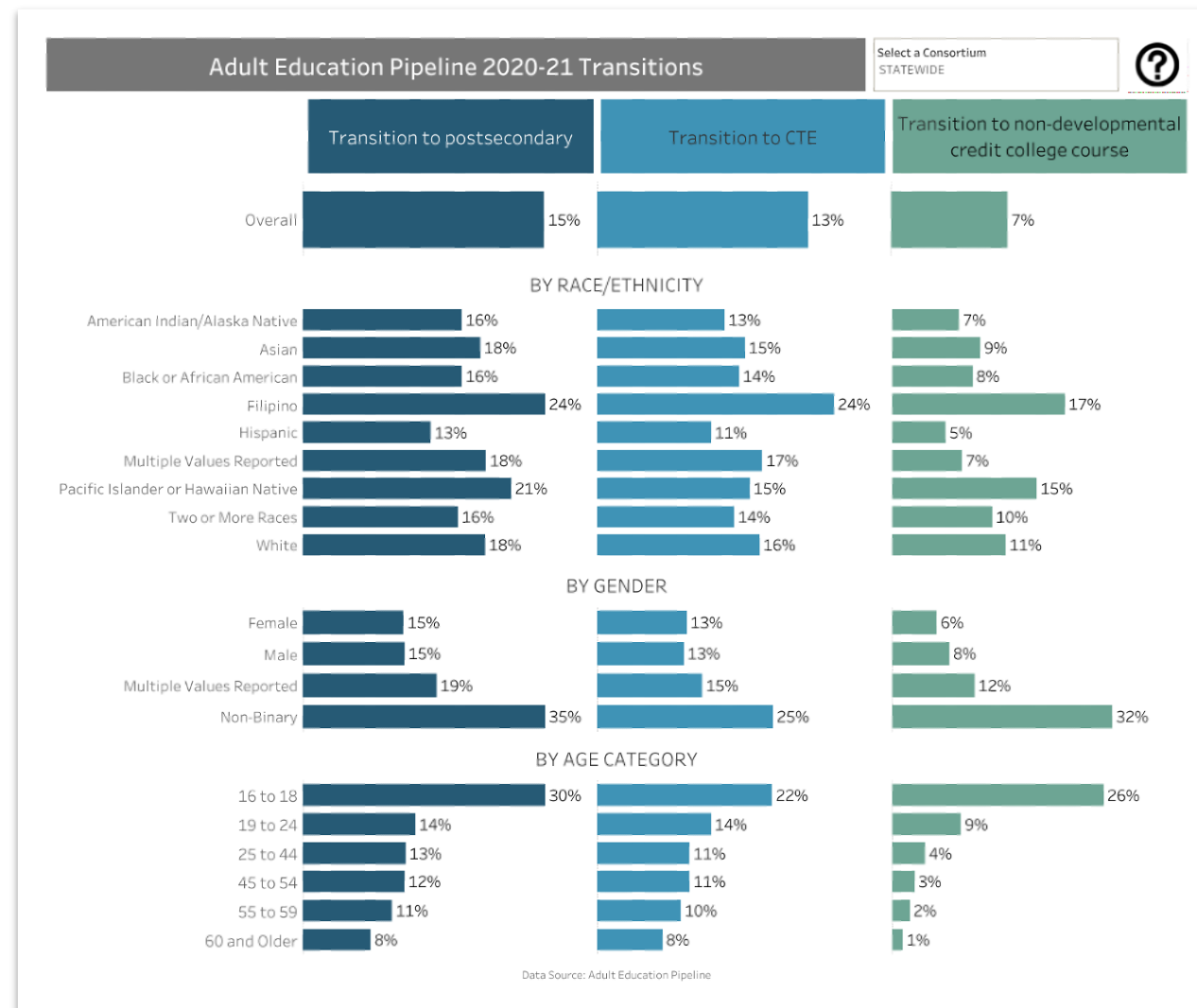
Tab 2: Population to Adult Learner Comparison

- Looking at the CAEP Fact Sheet comparing selected adult learners and community characteristics, what questions might these data help you answer about representativeness and equity?
- What other resources might you use to help contextualize, refine, or validate your answers?
- What limitations or cautions should be considered when using a tool like this?



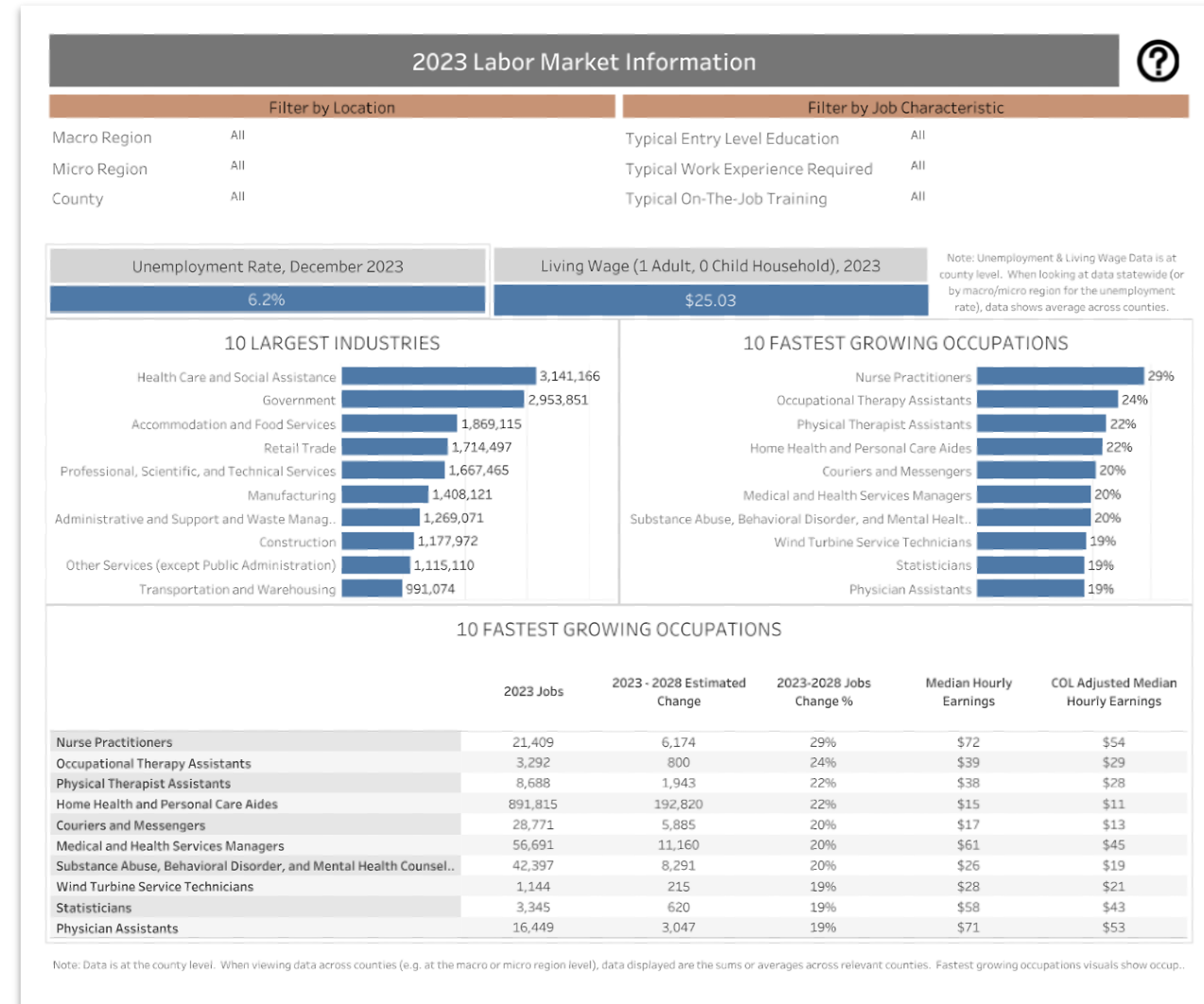
Tab 3: Adult Education Transitions

- Looking at the CAEP Fact Sheet showing adult education transitions by population characteristic, what questions might these data help you answer about equity in outcomes or student barriers?
- What additional resources or data might you use to help contextualize, refine, or validate your answers?



Tab 4: Labor Market Information

- Looking at the CAEP Fact Sheet showing labor market information, how might you use the data and filters to better understand your local industry needs?
- What other resources might you use to help contextualize, refine, or validate your assessment of labor market needs?





Considerations

- Choosing the Right Denominator
- Regional Variation
- Intersectionality
- Integrated Approach
- Asset-Based Inquiry
- Data Limitations
- Timeliness
- Partner / Community Engagement



Discussions and Questions





Resources

CAEP Fact Sheets

<https://caladulted.org/CaepFactSheets>

CAEP Fact Sheet How-To-Guide

[https://bit.ly/caep fs user guide](https://bit.ly/caep_fs_user_guide)



Upcoming Webinars and Support

- **Data-Informed Planning**
 - Using the updated CAEP Fact Sheets as Part of Three-Year Planning and Continuous Improvement (8/19, 10-11 am)
- **Asset Mapping Series**
 - Introduction to Asset Mapping for Adult Education Planning and Continuous Improvement (8/21, 1-2 pm)
 - Community Engaged Asset Mapping for Adult Education Planning and Continuous Improvement (8/23, 10-11 am)

Looking for one-on-one support? Email us at: llefevr@wested.org and ghill@wested.org



Contact Us



Lisa Le Fevre, PH.D.
Senior Program Associate
lfevr@wested.org



Greg Hill Jr.
Senior Research Associate
ghill@wested.org



Thank You!